

# SuperLife Invest

## Overseas Shares Fund

This is a replacement fund update dated 24 April 2023, which replaces the previous fund update dated 31 October 2022. The market index return data in the "How has the fund performed?" section, including the annual return graph, has been updated to show correct market index returns over the relevant periods. In previous fund updates, the market index annual return data was calculated incorrectly.

### Fund update for the quarter ended 30 September 2022

This fund update was first made publicly available on 24 April 2023

### What is the purpose of this update?

This document tells you how the Overseas Shares Fund has performed and what fees were charged. The document will help you to compare the fund with other funds. Smartshares Limited prepared this update in accordance with the Financial Markets Conduct Act 2013. This information is not audited and may be updated.

### Description of this fund

Invests in international shares and is designed to reflect the return (before tax, fees and other expenses) of the international share markets of developed economies.

Total value of the fund: \$120,134,652  
 The date the fund started: 28 October 2016

goes up and down. A higher risk generally means higher potential returns over time, but more ups and downs along the way.

To help you clarify your own attitude to risk, you can seek financial advice or work out your risk profile at [sorted.org.nz/tools/investor-kickstarter](https://sorted.org.nz/tools/investor-kickstarter).


Note that even the lowest category does not mean a risk-free investment, and there are other risks that are not captured by this rating.

This risk indicator is not a guarantee of a fund's future performance. The risk indicator is based on the returns data for 5 years to 30 September 2022. While risk indicators are usually relatively stable, they do shift from time to time. The risk indicator will continue to be updated in future fund updates.

See the Product Disclosure Statement for SuperLife Invest for more information about the risks associated with investing in this fund.

### What are the risks of investing?

#### Risk indicator for the Overseas Shares Fund



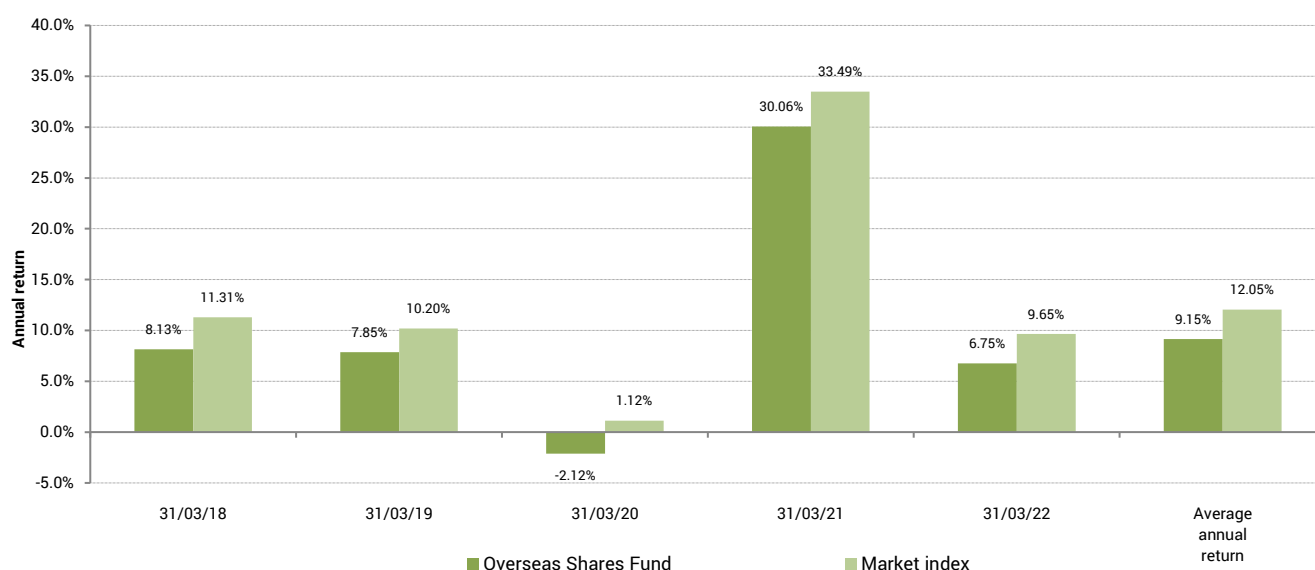
The risk indicator is rated from 1 (low) to 7 (high). The rating reflects how much the value of the fund's assets

### How has the fund performed?

	Average over past 5 years	Past year
<b>Annual return</b> (after deductions for charges and tax)	7.30%	-6.38%
<b>Annual return</b> (after deductions for charges but before tax)	8.21%	-5.55%
<b>Market index annual return</b> (reflects no deduction for charges and tax)	10.43%	-3.94%

The market index annual return is based on the annual return of the FTSE Developed All-Cap Index. Prior to 29 June 2018, the market index for the fund was the MSCI World Index (NZD). Additional information about the market index is available in the 'Other Material Information' document on the offer register at [disclose-register.companiesoffice.govt.nz](https://disclose-register.companiesoffice.govt.nz).

## Annual return graph



This shows the return after fund charges and tax for each year ending 31 March since the fund started. The last bar shows the average annual return since the fund started, up to 30 September 2022.

**Important:** This does not tell you how the fund will perform in the future.

Returns in this update are after tax at the highest prescribed investor rate (PIR) of tax for an individual New Zealand resident. Your tax may be lower.

## What fees are investors charged?

Investors in the Overseas Shares Fund are charged fund charges. In the year to 31 March 2022 these were:

	% per annum of fund's net asset value
<b>Total fund charges</b>	0.48%
Which are made up of:	
<b>Total management and administration charges</b>	0.48%
Including:	
Manager's basic fee	0.46%
Other management and administration charges	0.02% <sup>1</sup>
<b>Other charges</b>	<b>Dollar amount per investor</b>
Administration fee	\$12 per annum

Investors may also be charged individual action fees for specific actions or decisions (for example, for withdrawing from or switching funds). See the Product Disclosure Statement for SuperLife Invest for more information about those fees.

The fees set out above include GST where applicable.

Small differences in fees and charges can have a big impact on your investment over the long term.

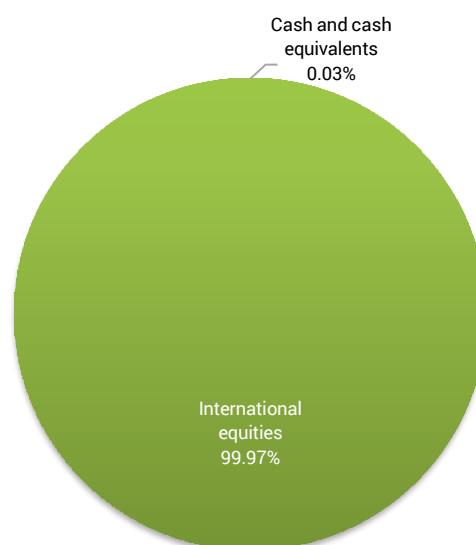
## Example of how this applies to an investor

Jess had \$10,000 in the fund at the start of the year and did not make any further contributions. At the end of the year, Jess incurred a loss after fund charges were deducted of -\$638 (that is -6.38% of her initial \$10,000). Jess paid other charges of \$12. This gives Jess a total loss after tax of -\$650 for the year.

## What does the fund invest in?

### Actual investment mix

This shows the types of assets that the fund invests in.





### Target investment mix

This shows the mix of assets that the fund generally intends to invest in.

Asset Category	Target asset mix
Cash and cash equivalents	-
New Zealand fixed interest	-
International fixed interest	-
Australasian equities	-
International equities	100.00%
Listed property	-
Unlisted property	-
Commodities	-
Other	-

### Top 10 investments<sup>2</sup>

Name	% of fund's net asset value	Type	Country	Credit rating (if applicable)
Vanguard S&P 500 ETF	22.48%	International equities	United States	
Vanguard Total World Stock ETF	19.26%	International equities	United States	
Vanguard FTSE Europe ETF	18.39%	International equities	United States	
Vanguard FTSE Pacific ETF	12.94%	International equities	United States	
Vanguard Value ETF	8.93%	International equities	United States	
Vanguard Mid-Cap ETF	8.39%	International equities	United States	
Vanguard Small-Cap ETF	7.18%	International equities	United States	
Vanguard Growth ETF	1.98%	International equities	United States	
ANZ NZD Current Account	0.48%	Cash and cash equivalents	New Zealand	AA-

The top 10 investments make up 100.03% of the fund's net asset value.

### Currency hedging

The fund's foreign currency exposure is not hedged.



## Key personnel

This shows the directors and employees who have the most influence on the investment decisions of the fund:

Name	Current position	Time in current position	Previous or other current position	Time in previous or other current position
Guy Roulston Elliffe	Director	6 years and 10 months	Corporate Governance Manager - ACC (current position)	7 years and 5 months
Stuart Kenneth Reginald Millar	Chief Investment Officer - Smartshares	3 years and 4 months	Head of Portfolio Management - ANZ Investments	6 years and 4 months
Hugh Duncan Stevens	Chief Executive Officer - Smartshares	4 years and 7 months	Chief Operating Officer - Implemented Investment Solutions Ltd	2 years and 6 months
Alister John Williams	Director	6 years and 10 months	Investment Manager - Trust Management	5 years and 4 months

## Further information

You can also obtain this information, the Product Disclosure Statement for SuperLife Invest, and some additional information, from the offer register at [disclose-register.companiesoffice.govt.nz](https://disclose-register.companiesoffice.govt.nz).

## Notes

- 1 We charge fixed fund charges that cover normal fund operating costs. For disclosure purposes, supervisor, audit and legal costs are not included in the manager's basic fee, but are included in the other management and administration charges. This may be shown as 0.00% due to rounding.
- 2 The top 10 investments listed in the table exclude current assets and current liabilities, and as a result do not sum to 100%.